



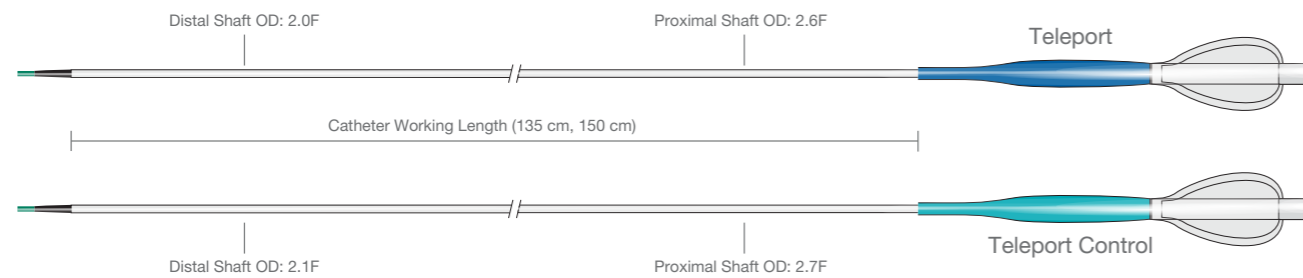
Ordering Information

EU Manufacturing Catalogue Numbers

Teleport	Proximal / Distal Profile	Length
220-13-2000	2.6F / 2.0F	135 cm
220-15-2000		150 cm
Teleport Control	Proximal / Distal Profile	Length
221-13-2000	2.7F / 2.1F	135 cm
221-15-2000		150 cm

Technical Specifications

Dimensions	Teleport	Teleport Control
Catheter Working Length	135 cm (antegrade)	150 cm (retrograde)
Radiopaque Tip Length and Material	6 mm, Tungsten and Pebax	
Catheter Exterior Coating	Hydrophilic (60 cm of distal catheter including tip)	
Catheter Inner Lumen Surface	PTFE Liner	
Catheter Inner Lumen ID	0.0170"	0.0175"
Tip Inner Lumen ID	0.0157"	
Tip Entry Profile	0.0190"	
Catheter Inner Body Construction	Braiding and Coil	
Catheter Outer Jacket	Nylon (proximal) and Pebax (distal)	
Pebax (gradual flexibility towards the distal)	31 cm	32.5 cm
Proximal Shaft OD	2.6F	2.7F
Distal Shaft OD	2.0F	2.1F
Guiding Catheter Compatibility	5F	



For more information please visit our website at www.OrbusNeich.com or contact us:

Corporate Headquarters

Unit 303 & 305, 3/F, Building 20E
Hong Kong Science Park
Shatin, N.T., Hong Kong, China
Phone +852.2802.2288
Fax +852.2507.3532

EMEA Regional Headquarters


Drs. W. van Royenstraat 5
3871 AN Hoevelaken
The Netherlands
Phone +31.33.254.1150 Toll Free Phone 00800.0254.1150*

* Only for Belgium, Denmark, France, Germany, Ireland, Netherlands, Norway, Sweden and UK

©2020 OrbusNeich Medical Company Limited or its affiliates. All rights reserved.
The Teleport product is now approved in the USA and distributed with USA specific catalog numbers.

G-70-0721 Rev03

Teleport® and OrbusNeich are registered trademarks of OrbusNeich Medical Company Limited or its affiliates.
All data and photos on file. Illustrations are not to be considered as engineering drawings or photos.



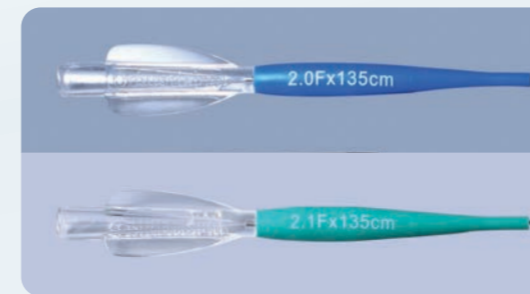
Ultimate Control and Trackability for Guidewire Access in
the Most Complex Lesions



Teleport Microcatheter is designed for ultimate torquability, trackability and safety to maximize guidewire support and luminal access in the most complex lesions.

Ultra low profile and pushability for **Navigation inside lesions and micro channels**

Two available versions for extra penetration (Teleport) and extra torquability (Teleport Control) to accommodate various anatomies via antegrade and retrograde approach



Distal O.D.

2.0F



Teleport for extra penetration

2.1F



Teleport Control for extra torquability

HYBRACOIL Construction for **Guidewire Support and Crossing**

Hybrid braiding and coil design provides an optimal balance of trackability, catheter control, kink resistance and flexibility from hub to tip

HYbrid BRAiding and COIL Construction

Hydrophilic coating applied to distal 60 cm section (including tip)

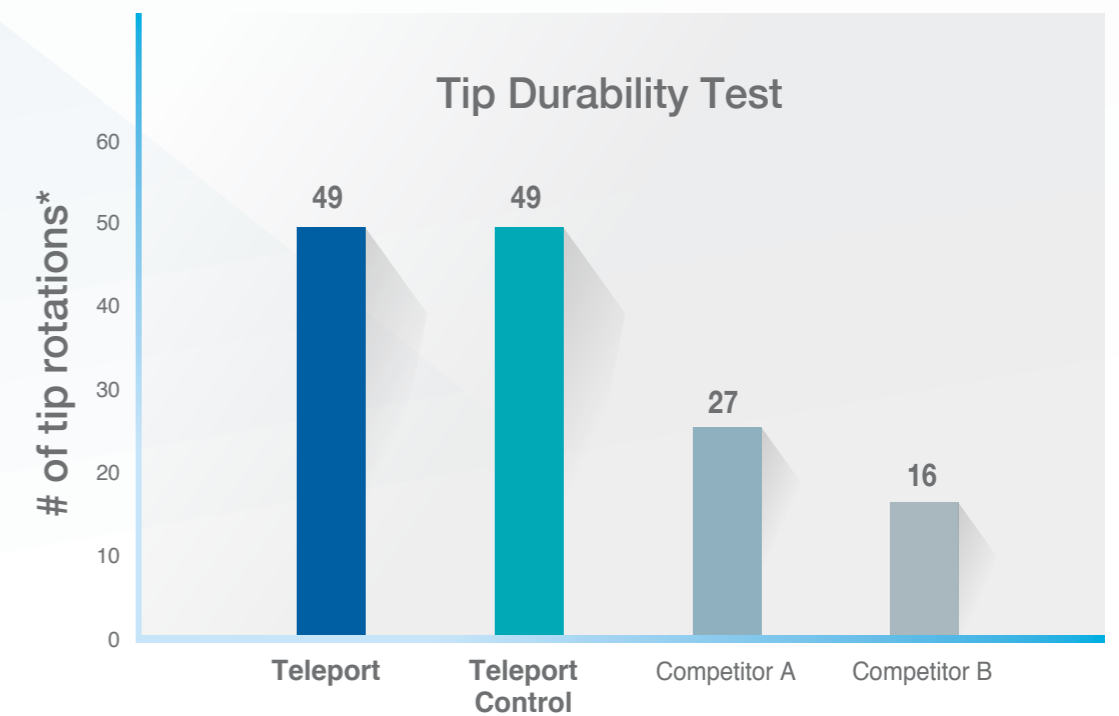
Tapered Tip

Guidewire

- Inner Layer: PTFE Liner
- Middle Layer: Hybrid Braiding and Coil
- Outer Layer: Ultra-thin Polymer Jacket

DURA Tapered Tip for **Robustness and Visibility**

DUal-layer **RA**diopaque tip is built with exceptional durability and for clear positioning during catheter cannulation inside tight and calcified lesions



* data on file

Analysis based on number of continuous tip rotations made without failure